



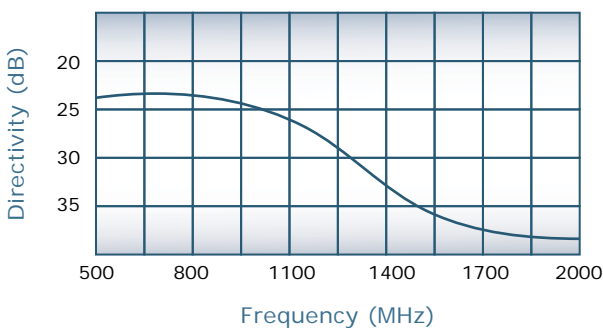
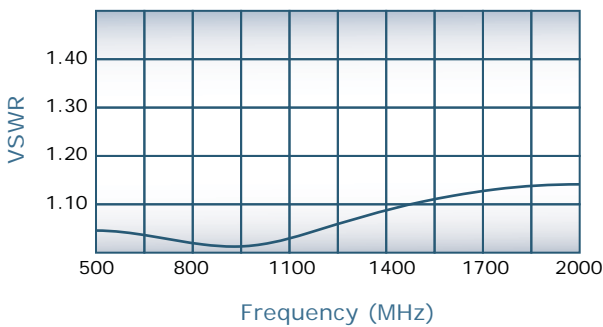
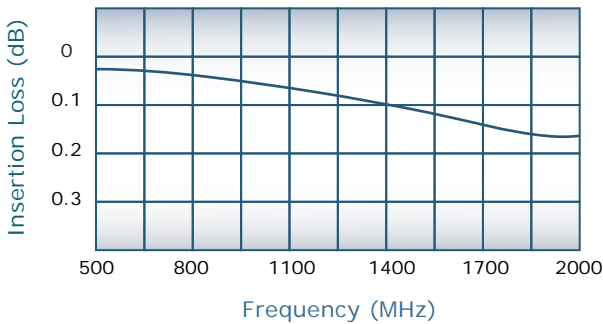
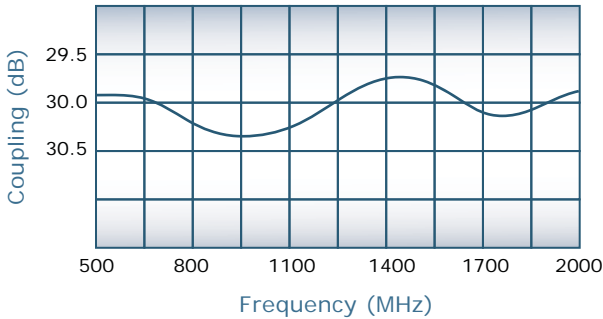
DECADES AHEAD[®]
high power RF devices

Werlatone[®], Inc.

17 Jon Barrett Road Patterson, New York 12563
T (845) 278 2220 www.werlatone.com
F (845) 278 3440 sales@werlatone.com

30 dB Uni-Directional Coupler
Model C7915

Frequency:	500 - 2000 MHz
Power:	50 W CW
Coupling:	30 ± 1.0 dB Nom.
Insertion Loss:	0.2 dB Max. *
VSWR:	1.20:1 Max.
Flatness:	± 0.3 dB Max.
Directivity:	20 dB Min.



Notes

- * Does not include theoretical coupling loss
- All specifications guaranteed
- Test data provided with each unit shipped
- Operating Temperature: -55°C to +75°C

Connector Configurations

Model	J1, J2 (Main Line)	J3 (Coupled Port)
C7915-10	N Female	N Female
C7915-12	N Female	SMA
C7915-13	N Female	BNC
C7915-102	SMA	SMA

