




DECADES AHEAD[®]
high power RF devices

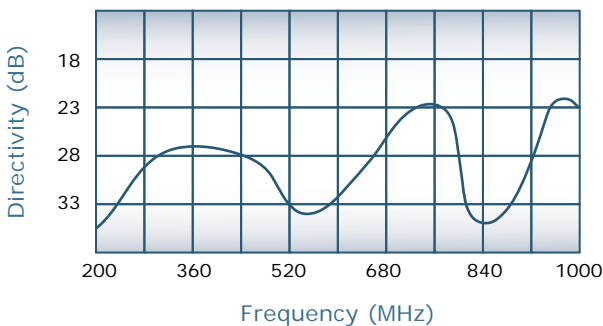
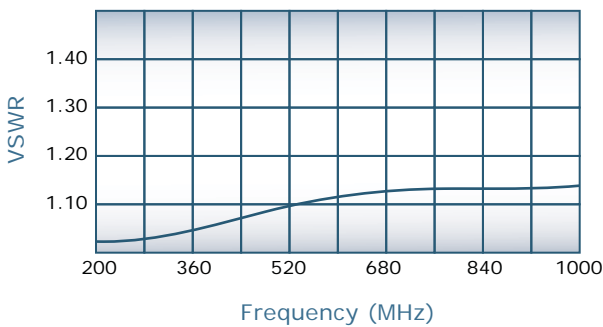
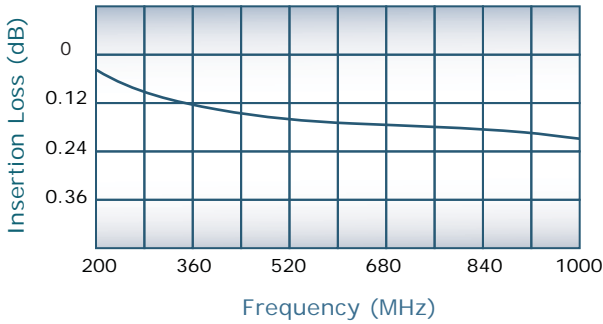
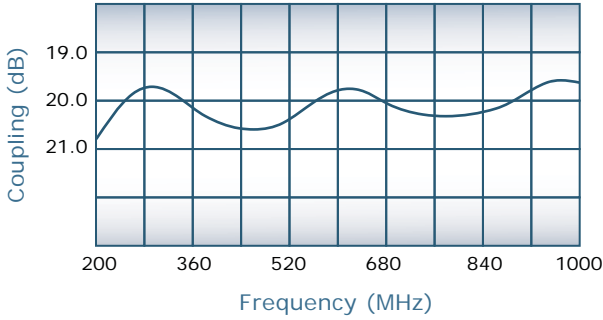
Werlatone[®], Inc.

17 Jon Barrett Road Patterson, New York 12563
 T (845) 278 2220 www.werlatone.com
 F (845) 278 3440 sales@werlatone.com



20 dB Bi-Directional Coupler
Model C7783

Frequency:	200 - 1000 MHz
Power:	200 W CW
Coupling:	20 ± 1.0 dB Nom.
Insertion Loss:	0.2 dB Max. *
VSWR:	1.20:1 Max.
Flatness:	0.75 dB Max.
Directivity:	20 dB Min.



Notes

- * Does not include theoretical coupling loss
- All specifications guaranteed
- Test data provided with each unit shipped
- Weight: 4 Ounces
- Operating Temperature: -55°C to +75°C
- N Female Connector version available, Model C8517

Connector Configurations

Model	J1,J2 (Main Line)	J3,J4 (Coupled Ports)
C7783-102	SMA	SMA

