



DECADES AHEAD[®]
high power RF devices

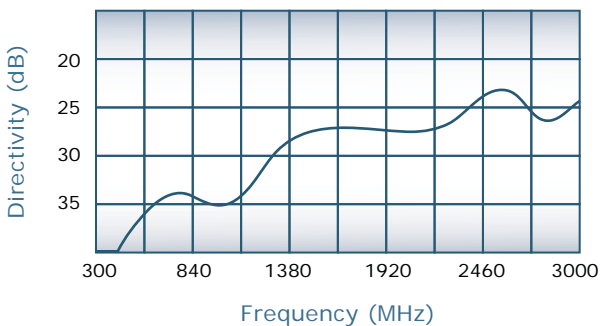
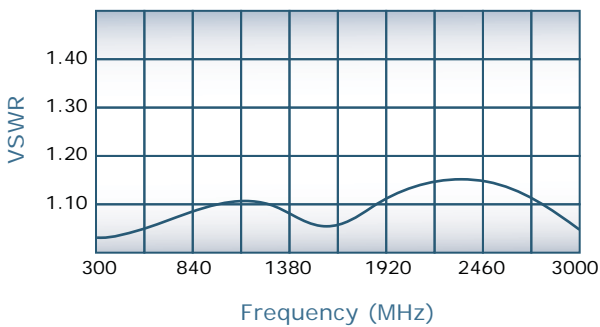
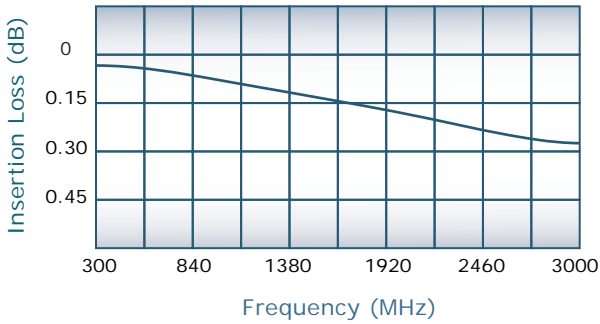
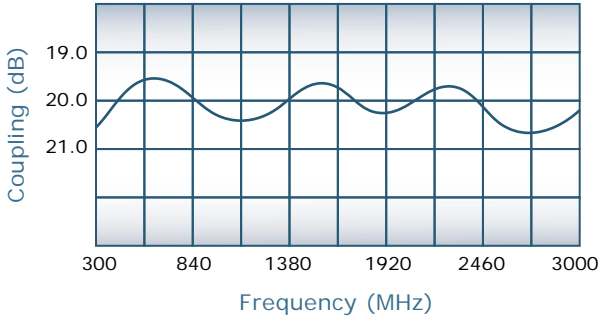
Werlatone[®], Inc.

17 Jon Barrett Road Patterson, New York 12563
T (845) 278 2220 www.werlatone.com
F (845) 278 3440 sales@werlatone.com



20 dB Uni-Directional Coupler
Model C7530

Frequency:	300 - 3000 MHz
Power:	100 W CW
Coupling:	20 ± 1.0 dB Nom.
Insertion Loss:	0.35 dB Max. *
VSWR:	1.20: 1 Max.
Flatness:	1 dB Max.
Directivity:	18 dB Min.



Notes

- * Does not include theoretical coupling loss
- All specifications guaranteed
- Test data provided with each unit shipped
- Weight: 0.5 Pounds
- Operating Temperature: -55°C to +75°C

Connector Configurations

Model	J1,J2 (Main Line)	J3 (Coupled Port)
C7530-102	SMA	SMA

