



**DECADES AHEAD<sup>®</sup>**  
high power RF devices

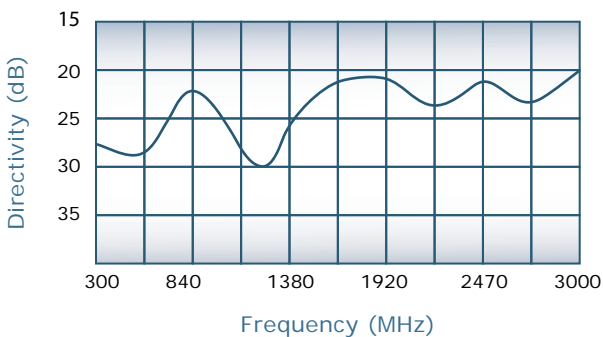
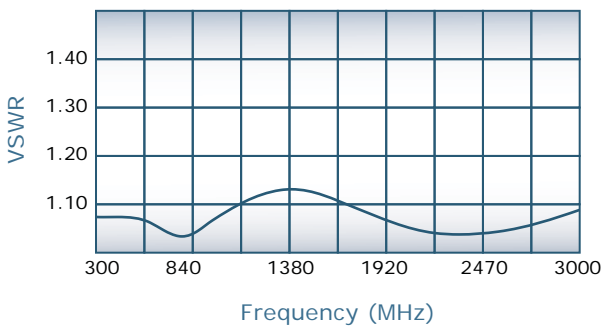
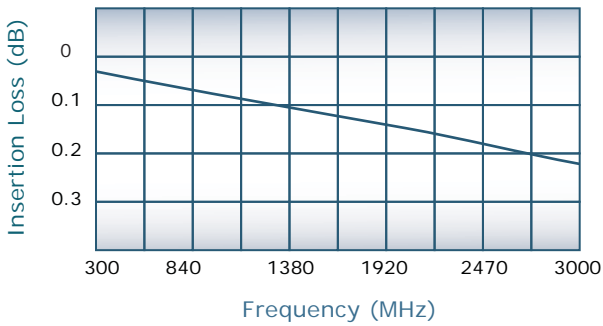
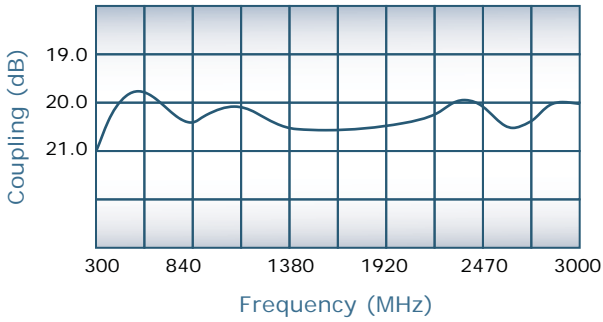
**Werlatone<sup>®</sup>, Inc.**

17 Jon Barrett Road Patterson, New York 12563  
T (845) 278 2220      www.werlatone.com  
F (845) 278 3440      sales@werlatone.com



**20 dB Bi-Directional Coupler**  
**Model C7152**

Frequency:	300 - 3000 MHz
Power:	100 W CW
Coupling:	20 ± 1.0 dB Nom.
Insertion Loss:	0.35 dB Max.
VSWR:	1.20: 1 Max.
Flatness:	1.2 dB Max.
Directivity:	15 dB Min.



**Mismatch Tolerant<sup>®</sup> Design**

**Notes**

- Will operate continuously, at rated power, into an open or short condition
- All specifications guaranteed
- Test data provided with each unit shipped
- Weight: 9.5 Ounces
- Operating Temperature: -55°C to +75°C
- Uni-Directional version available

**Mismatch Tolerant<sup>®</sup>** is a registered trademark of Werlatone, Inc.

**Connector Configurations**

Model	J1, J2 (Main Line)	J3, J4 (Coupled Ports)
C7152-10	N Female	N Female
C7152-12	N Female	SMA
C7152-102	SMA	SMA

