




DECADES AHEAD[®]
high power RF devices

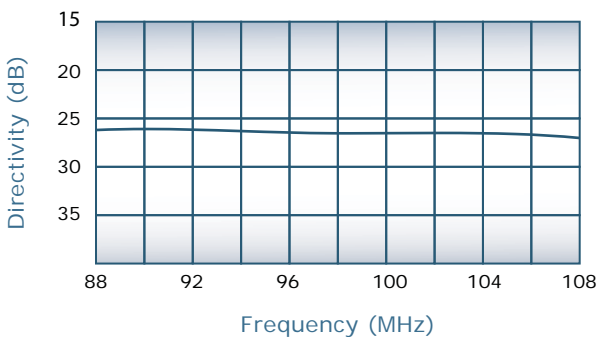
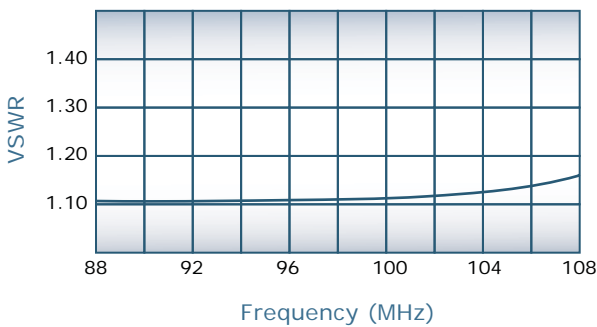
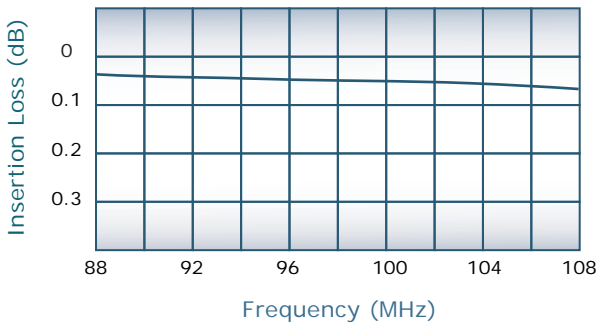
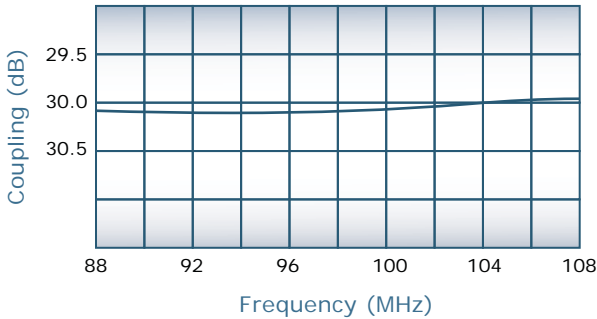
Werlatone[®], Inc.

17 Jon Barrett Road Patterson, New York 12563
T (845) 278 2220 www.werlatone.com
F (845) 278 3440 sales@werlatone.com



30 dB Dual Directional Coupler
Model C6090

Frequency:	88 - 108 MHz
Power:	150 W CW
Coupling:	30 ± 1.0 dB Nom.
Insertion Loss:	0.2 dB Max. *
VSWR:	1.20:1 Max.
Flatness:	0.25 dB Max.
Directivity:	25 dB Min.



Mismatch Tolerant[®] Design

Notes

- * Does not include theoretical coupling loss
- Designed to operate, at rated power, into an Infinite VSWR
- All specifications guaranteed
- Test data provided with each unit shipped
- Weight: 1 Pound
- Operating Temperature: -55°C to +75°C
- Uni-Directional version available

Mismatch Tolerant[®] is a registered trademark of **Werlatone, Inc.**

Connector Configurations

Model	J1,J2 (Main Line)	J3,J4 (Coupled Ports)
C6090-10	N Female	N Female
C6090-12	N Female	SMA
C6090-13	N Female	BNC
C6090-102	SMA	SMA

