



**DECADES AHEAD<sup>®</sup>**  
high power RF devices

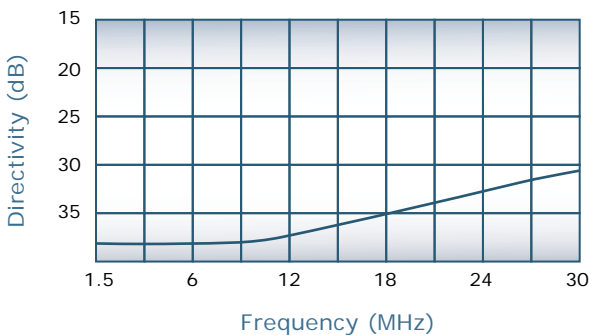
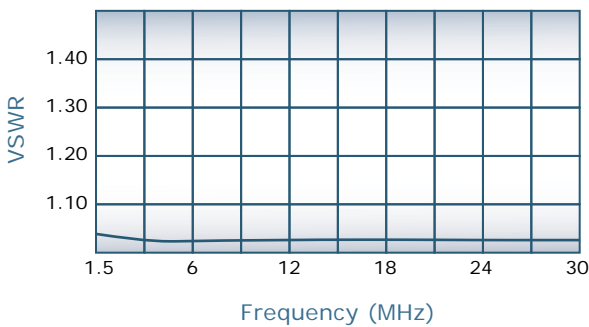
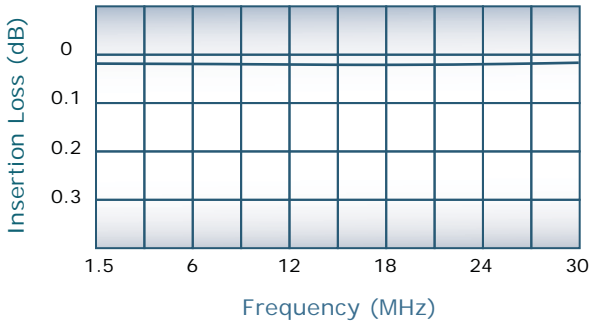
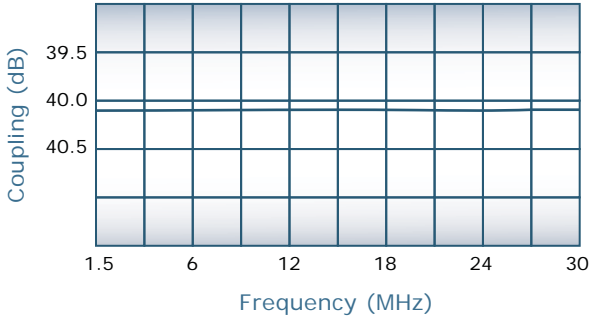
**Werlatone<sup>®</sup>, Inc.**

17 Jon Barrett Road Patterson, New York 12563  
T (845) 278 2220      www.werlatone.com  
F (845) 278 3440      sales@werlatone.com



**40 dB Dual Directional Coupler**  
**Model C6070**

|                 |                  |
|-----------------|------------------|
| Frequency:      | 1.5 - 30 MHz     |
| Power:          | 2,500 W CW       |
| Coupling:       | 40 ± 1.0 dB Nom. |
| Insertion Loss: | 0.1 dB Max. *    |
| VSWR:           | 1.05: 1 Max.     |
| Flatness:       | ± 0.25 dB Max.   |
| Directivity:    | 25 dB Min.       |



**Mismatch Tolerant<sup>®</sup> Design**

**Notes**

- \* Does not include theoretical coupling loss
- Designed to operate, at 500W CW, into an Infinite VSWR
- All specifications guaranteed
- Test data provided with each unit shipped
- Weight: 1 Pound
- Operating Temperature: -55°C to +75°C
- Uni-Directional version available

**Mismatch Tolerant<sup>®</sup>** is a registered trademark of **Werlatone, Inc.**

**Connector Configurations**

| Model    | J1,J2 (Main Line) | J3,J4 (Coupled Ports) |
|----------|-------------------|-----------------------|
| C6067-10 | N Female          | N Female              |
| C6067-12 | N Female          | SMA                   |
| C6067-13 | N Female          | BNC                   |
| C6067-43 | SC Female         | SMA                   |

