



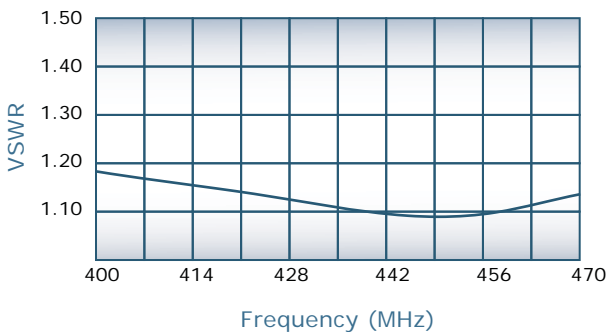
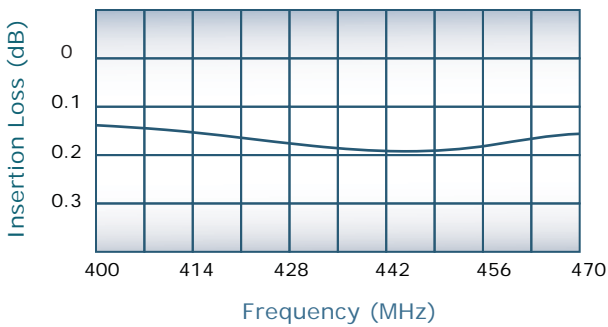
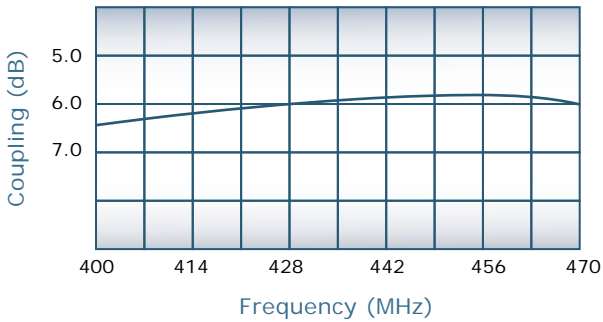
DECADES AHEAD[®]
high power RF devices

Werlatone[®], Inc.

17 Jon Barrett Road Patterson, New York 12563
 T (845) 278 2220 www.werlatone.com
 F (845) 278 3440 sales@werlatone.com



For In-Building Applications



2-Way (Uneven) 6 dB Splitter

Model C5541

Frequency:	400 - 470 MHz
Power:	100 W CW
Coupling:	6 ± 1.0 dB Nom.
Insertion Loss:	0.2 dB Max. *
VSWR:	1.20:1 Max.
Flatness:	1.0 dB Max.

Notes

- * Does not include theoretical coupling loss
- All specifications guaranteed
- Test data provided with each unit shipped
- Alternate connector configurations upon request
- Operating Temperature: -55°C to +85°C

Connector Configurations

Model	J1, J2 (Main Line)	J3 (Coupled Port)
C5541-10	N Female	N Female
C5541-12	N Female	SMA
C5541-102	SMA	SMA

