



**DECADES AHEAD<sup>®</sup>**  
**high power RF devices**

**Werlatone<sup>®</sup>, Inc.**

17 Jon Barrett Road Patterson, New York 12563  
 T (845) 278 2220      www.werlatone.com  
 F (845) 278 3440      sales@werlatone.com

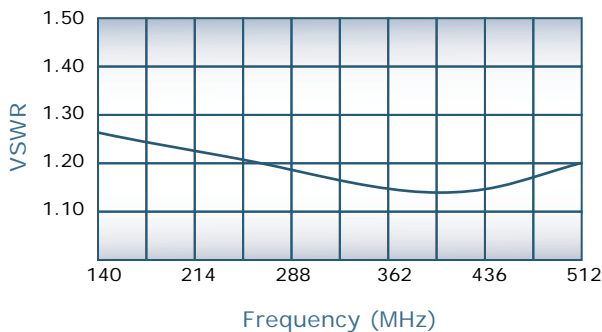
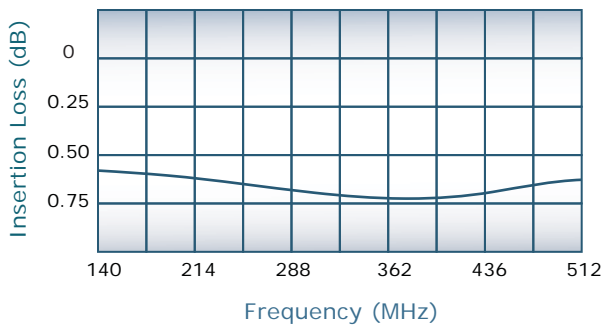
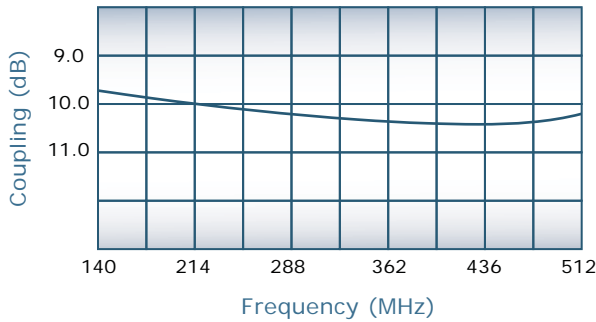


**10 dB Uni-Directional Tap**  
**Model C5510**

Frequency:	140 - 512 MHz
Power:	100 W CW
Coupling:	10 ± 1.0 dB Nom.
Insertion Loss:	0.75 dB Max. *
VSWR:	1.30:1 Max.
Flatness:	1.0 dB Max.



*For In-Building Applications*



**Notes**

- \* Does not include theoretical coupling loss
- All specifications guaranteed
- Test data provided with each unit shipped
- Alternate connector configurations upon request
- Weight: 7 Ounces
- Operating Temperature: -55°C to +85°C

**Connector Configurations**

Model	J1, J2 (Main Line)	J3 (Coupled Port)
C5510-10	N Female	N Female
C5510-12	N Female	SMA
C5510-102	SMA	SMA

