



**DECADES AHEAD<sup>®</sup>**  
high power RF devices

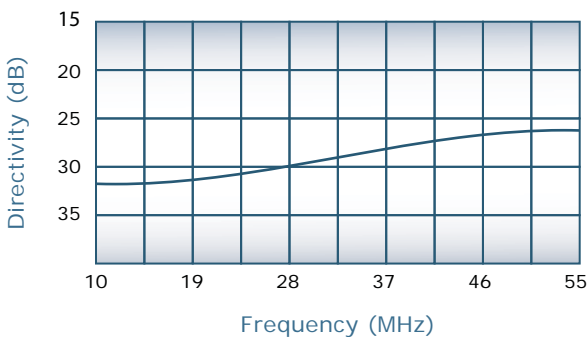
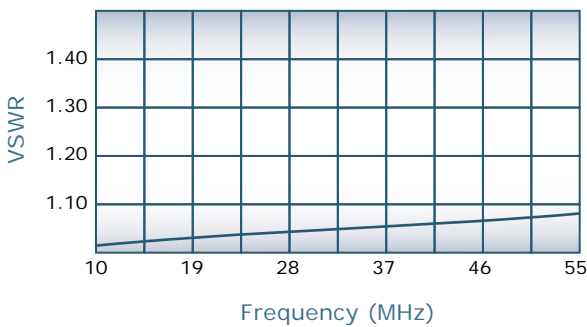
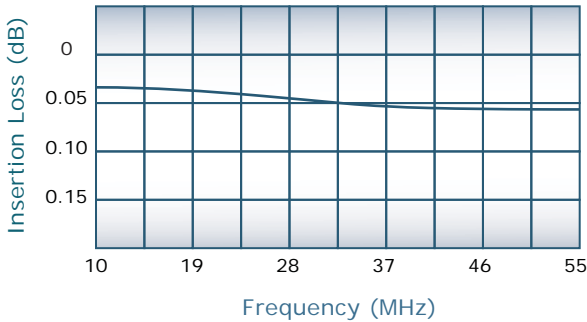
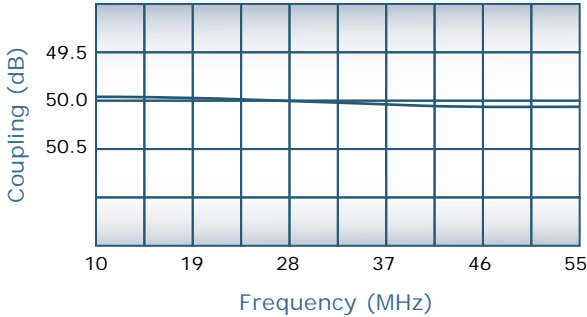
**Werlatone<sup>®</sup>, Inc.**

17 Jon Barrett Road Patterson, New York 12563  
T (845) 278 2220      www.werlatone.com  
F (845) 278 3440      sales@werlatone.com



**50 dB Dual Directional Coupler**  
**Model C5134**

Frequency:	10 - 55 MHz
Power:	20,000 W CW
Coupling:	50 ± 1.0 dB Nom.
Insertion Loss:	0.1 dB Max. *
VSWR:	1.10:1 Max.
Flatness:	± 0.5 dB Max.
Directivity:	25 dB Min.



**Notes**

- \* Does not include theoretical coupling loss
- All specifications guaranteed
- Test data provided with each unit shipped
- Weight: 2 Pounds
- Operating Temperature: -55°C to +75°C
- Uni-Directional version available

**Connector Configurations**

Model	J1, J2 (Main Line)	J3, J4 (Coupled Ports)
C5134-30	LC Female	N Female
C5134-32	LC Female	SMA
C5134-33	LC Female	BNC
C5134-501	SQS Female	SMA

