



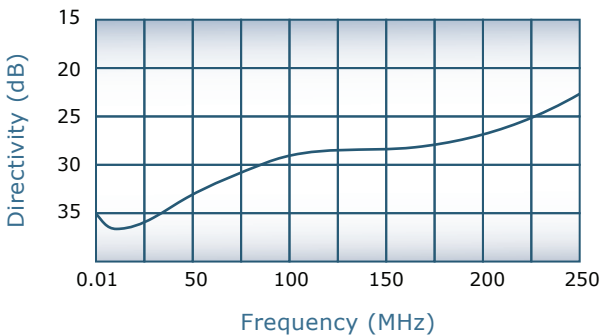
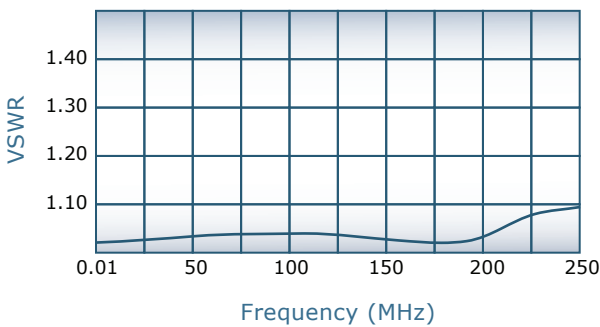
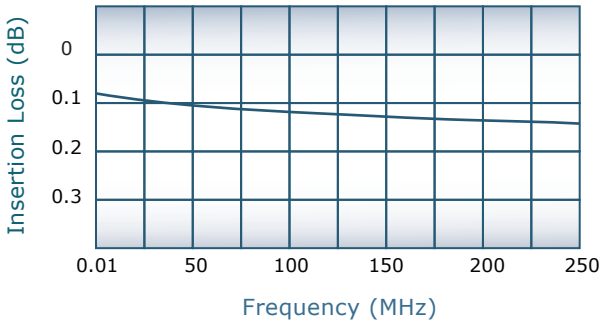
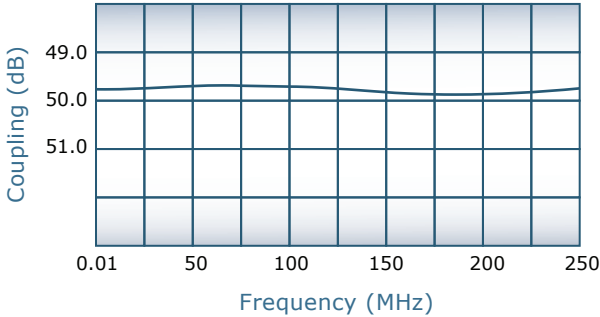
**DECADES AHEAD<sup>®</sup>**  
high power RF devices

**Werlatone<sup>®</sup>, Inc.**

17 Jon Barrett Road Patterson, New York 12563  
T (845) 278 2220      www.werlatone.com  
F (845) 278 3440      sales@werlatone.com

**50 dB Dual Directional Coupler  
Model C4080**

Frequency:	0.01 - 250 MHz
Power:	3,500 W CW
Coupling:	50 ± 1.0 dB Nom.
Insertion Loss:	0.2 dB Max. *
VSWR:	1.15:1 Max.
Flatness:	± 1.0 dB Max.
Directivity:	20 dB Min.



**Mismatch Tolerant<sup>®</sup> Design**

**Notes**

- \* Does not include theoretical coupling loss
- Designed to operate, at 1900 W CW, into an Infinite VSWR
- All specifications guaranteed
- Test data provided with each unit shipped
- Weight: 4 Pounds 4 Ounces
- Operating Temperature: -55°C to +75°C
- Uni-Directional version available

Mismatch Tolerant<sup>®</sup> is a registered trademark of Werlatone, Inc.

**Connector Configurations**

Model	J1,J2 (Main Line)	J3,J4 (Coupled Ports)
C4080-20	7/16 Female	N Female
C4080-22	7/16 Female	SMA
C4080-23	7/16 Female	BNC
C4080-41	SC Female	N Female

