



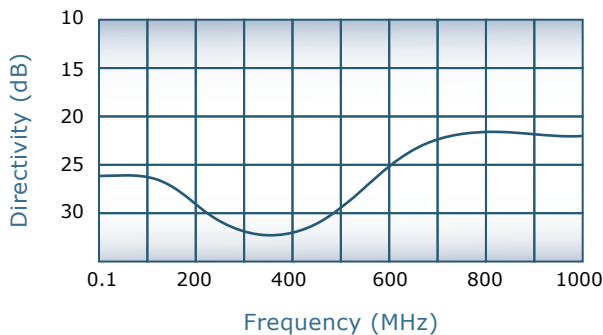
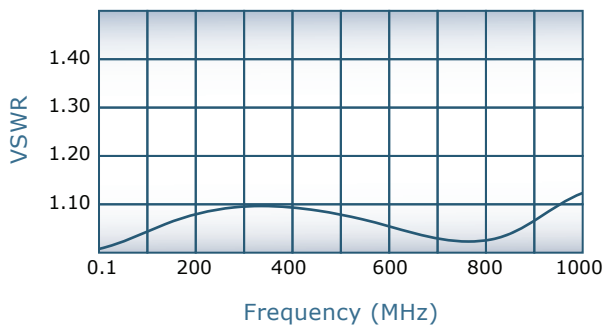
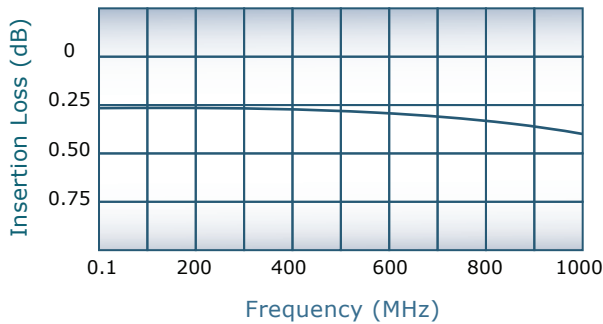
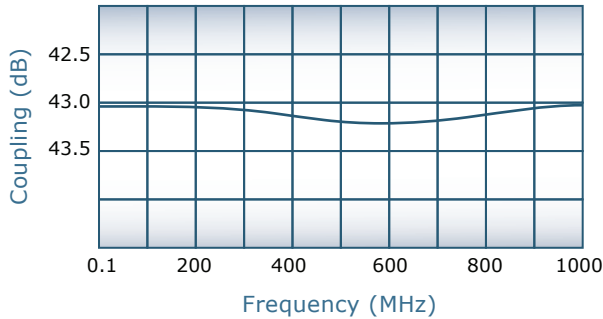
**DECADES AHEAD<sup>®</sup>**  
high power RF devices

**Werlatone<sup>®</sup>, Inc.**

17 Jon Barrett Road Patterson, New York 12563  
T (845) 278 2220      www.werlatone.com  
F (845) 278 3440      sales@werlatone.com

**43 dB Dual Directional Coupler**  
**Model C11077**

|                 |                  |
|-----------------|------------------|
| Frequency:      | 0.1 - 1000 MHz   |
| Power:          | 1,000 W CW       |
| Coupling:       | 43 ± 1.0 dB Nom. |
| Insertion Loss: | 0.45 dB Max.     |
| VSWR:           | 1.30:1 Max.      |
| Flatness:       | ± 0.5 dB Max.    |
| Directivity:    | 20 dB Min.       |



**Notes**

- All specifications guaranteed
- Test data provided with each unit shipped
- Operating Temperature: -55°C to +75°C
- Uni-Directional version available

**Connector Configurations**

| Model     | J1,J2 (Main Line) | J3,J4 (Coupled Ports) |
|-----------|-------------------|-----------------------|
| C11077-41 | SC Female         | N Female              |
| C11077-43 | SC Female         | SMA                   |

