



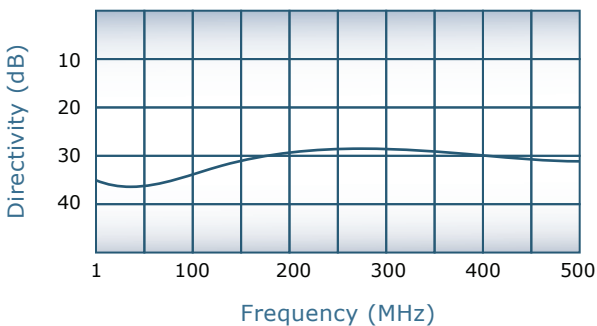
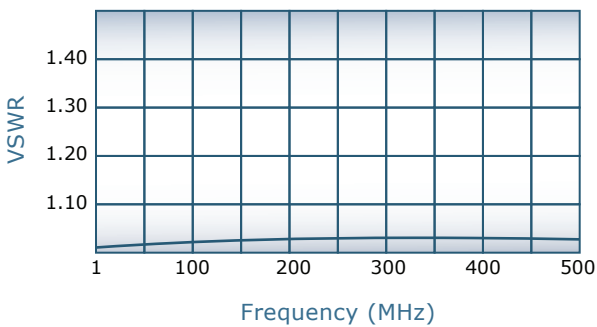
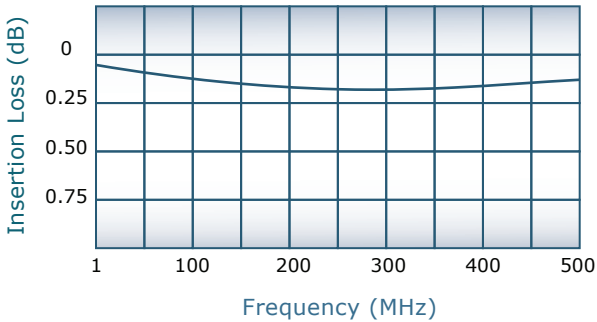
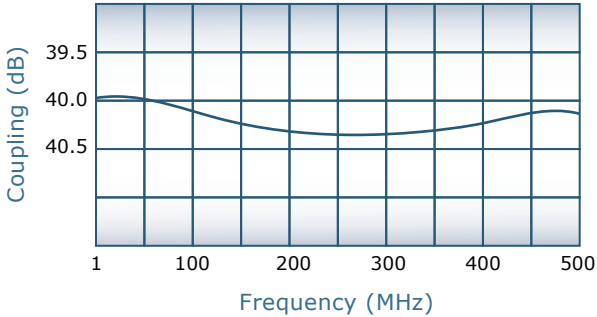
DECADES AHEAD[®]
high power RF devices

Werlatone[®], Inc.

17 Jon Barrett Road Patterson, New York 12563
T (845) 278 2220 www.werlatone.com
F (845) 278 3440 sales@werlatone.com

40 dB Uni-Directional Coupler
Model C10379

Frequency:	1 - 400 MHz
Power:	500 W CW
Coupling:	40 ± 1.0 dB Nom.
Insertion Loss:	0.5 dB Max.
VSWR:	1.30:1 Max.
Flatness:	± 0.5 dB Max.
Directivity:	20 dB Min.



Mismatch Tolerant[®] Design

Notes

- Designed to operate continuously, at 200 W CW, into a Severe Load Mismatch Condition
- All specifications guaranteed
- Test data provided with each unit shipped
- Weight: 2 Pounds
- Operating Temperature: -55°C to +75°C

Mismatch Tolerant[®] is a registered trademark of **Werlatone, Inc.**

Connector Configurations

Model	J1,J2 (Main Line)	J3 (Coupled Port)
C10379-10	N Female	N Female
C10379-12	N Female	SMA
C10379-13	N Female	BNC
C10379-102	SMA	SMA

